







Berlin, 06. März 2004

Ergebnisse / Results**Mannschaft / Team**

Platz	Verein	Land							Gesamt
			Boden	Pferd	Ringe	Sprung	Barren	Reck	
1	Schweiz	SUI	27,100	26,700	25,150	26,700	26,600	26,250	158,500
2	Griechenland	GRE	26,250	25,150	24,950	26,200	26,400	25,850	154,800
3	Weißrussland	BLR	24,850	27,000	24,000	25,200	26,200	24,350	151,600
4	Großbritannien	GBR	26,000	24,550	23,850	26,450	24,250	24,000	149,100
5	Australien	AUS	25,200	25,550	24,950	25,000	24,750	23,250	148,700
6	Berlin	GER	25,650	24,350	24,900	24,350	24,750	24,550	148,550
7	Belgien	BEL	25,000	24,200	24,400	24,800	25,000	22,150	145,550
8	Portugal	POR	25,400	20,450	24,500	26,000	25,100	23,400	144,850
9	Kauno Centro Sporto Mokykla	LTU	24,250	24,050	24,750	22,250	23,950	23,850	143,100
10	NKL Liestal	SUI	24,950	22,400	24,300	23,600	24,000	23,550	142,800
11	Deutschland I	GER	25,400	20,850	22,100	25,450	23,800	24,100	141,700
12	Capital Gymnastics NTC II	USA	24,850	22,350	21,900	25,100	24,550	22,500	141,250
13	Deutschland III	GER	24,700	21,100	22,650	24,950	24,250	22,650	140,300
14	Kanada	CAN	24,600	21,800	21,850	24,100	23,700	21,650	137,700
14	Pôle Espoir Avignon	FRA	25,500	20,150	22,750	24,100	22,150	23,050	137,700
16	Israel II	ISR	24,700	19,250	24,200	23,600	23,400	21,000	136,150
17	Tschechische Republik	CZE	24,500	21,650	21,800	24,150	21,050	22,300	135,450
18	Capital Gymnastics NTC I	USA	23,300	16,800	21,500	23,900	20,550	19,800	125,850
19	Amathus	CYP	22,900	15,350	23,400	23,350	20,950	19,600	125,550
20	Österreich	AUT	24,250	18,550	17,700	24,250	18,000	20,500	123,250
21	Kosice	SVK	21,850	18,100	18,450	23,050	19,100	17,500	118,050
22	Israel I	ISR	16,550	20,000	21,550	17,150	20,000	20,650	115,900
23	Deutschland II	GER	17,950	24,250	23,250	17,800	16,500	15,700	115,450







Berlin, 06. März 2004

Ergebnisse / Results

Altersbereich / Age group

Jahrgänge 86 / 87

Year of birth 86 / 87







Platz	Start-Nr.	Name	Vorname	JG	Verein	Land							Gesamt all around
							Boden Floor	Pferd Pommel Horse	Ringe Still Rings	Sprung Vault	Barren Parallel Bars	Reck High Bars	
1	37	Capelli	Claudio	86	Schweiz	SUI	9,400	9,350	8,350	8,650	9,000	8,500	53,250
2	39	Häuptli	Roland	86	Schweiz	SUI	9,000	8,650	8,500	8,950	9,050	8,950	53,100
3	88	Taranu	Thomas	86	Deutschland II	GER	8,950	8,650	8,550	8,800	8,400	8,300	51,650
4	6	Rabikau	Raman	86	Weißrussland	BLR	8,750	8,750	8,250	8,650	8,550	8,050	51,000
5	2	Gladow	Brian	86	Berlin	GER	8,800	8,050	8,300	8,300	8,950	8,500	50,900
6	73	Markousis	Dimitrios	86	Griechenland	GRE	8,550	7,300	8,100	9,000	9,000	8,900	50,850
7	49	Cox	Adam	86	Großbritannien	GBR	8,750	8,250	7,500	8,700	8,300	8,600	50,100
8	61	McNeill	Tim	86	Capital Gymnastics NTC II	USA	8,400	8,350	6,250	8,800	8,850	8,400	49,050
9	50	Jehu	Steven	86	Großbritannien	GBR	8,650	8,050	8,000	8,400	8,200	7,600	48,900
10	29	Merckx	Hans	86	Belgien	BEL	7,750	8,500	8,450	8,450	8,350	6,950	48,450
11	86	Wirt	Anton	86	Deutschland II	GER	9,000	7,300	7,350	9,000	8,100	7,400	48,150
12	83	Woitalla	Steve	86	Deutschland I	GER	8,300	7,350	8,250	8,550	7,150	8,500	48,100
13	85	Hofer	Andreas	86	Deutschland I	GER	8,600	7,500	7,200	8,700	8,300	7,700	48,000
14	17	Tetraut	Stephen	86	Kanada	CAN	8,050	7,850	8,150	8,600	7,450	7,850	47,950
15	66	Martin	Christopher	86	Australien	AUS	7,900	8,700	7,250	8,300	8,050	7,400	47,600
16	33	Kratochvil	Rene	86	Tschechische Republik	CZE	8,000	7,500	7,600	8,200	7,950	8,300	47,550
17	21	Araujo	Luis	86	Portugal	POR	8,500	5,650	8,300	9,050	8,350	7,550	47,400
18	89	Finzel	Marcel	86	Deutschland III	GER	8,200	6,050	7,800	8,750	8,550	7,950	47,300
19	54	Leimlehner	Fabian	86	NKL Liestal	SUI	8,350	6,950	8,100	8,300	7,900	7,600	47,200
20	62	Goren	Zach	86	Capital Gymnastics NTC II	USA	8,050	7,650	7,750	8,550	8,150	6,900	47,050
21	90	Steinbach	Tilo	86	Deutschland III	GER	8,050	7,950	6,850	8,400	7,500	8,000	46,750
22	78	Shatilov	Alex	86	Israel I	ISR	8,550	7,350	7,550	8,800	6,900	7,000	46,150
23	34	Razim	Lukas	86	Tschechische Republik	CZE	8,700	7,400	7,950	7,950	7,100	6,850	45,950
24	57	Bascope	Jonathan	86	Capital Gymnastics NTC I	USA	8,050	6,250	7,700	8,500	8,000	6,850	45,350
25	45	Macaitis	Matas	86	Kauno Centro Sporto	LTU	7,150	6,900	7,850	8,000	7,100	7,500	44,500
26	27	Campan	Mathieu	86	Pôle Espoir Avignon	FRA	8,350	6,550	7,100	7,750	7,050	7,550	44,350
27	80	Zoor	Asaf	86	Israel II	ISR	8,000	5,200	8,850	8,300	7,300	6,150	43,800
28	8	Tsarevich	Aleksandr	86	Weißrussland	BLR	7,350	9,600	0,000	8,200	9,100	8,650	42,900
29	41	Serovas	Tomas	86	VILGYM	LTU	7,850	6,550	6,600	8,100	7,800	5,800	42,700

Berlin, 06. März 2004

Ergebnisse / Results







Altersbereich / Age group

 Jahrgänge 86 / 87
 Year of birth 86 / 87

Platz	Start-Nr.	Name	Vorname	JG	Verein	Land							Gesamt all around
							Boden Floor	Pferd Pommel Horse	Ringe Still Rings	Sprung Vault ault	Barren Parallel Bars	Reck High Bars	
30	79	Furman	Maor	86	Israel I	ISR	8,000	5,150	5,950	8,350	5,900	6,000	39,350
31	9	Spanos	Giorge	86	Amathus	CYP	7,150	4,400	7,800	7,700	6,750	4,800	38,600
32	13	Topolancin	Patrik	86	Kosice	SVK	6,450	4,700	5,550	7,600	5,650	4,400	34,350
33	5	Yermakou	Uladzimir	86	Weißrussland	BLR	0,000	8,650	9,000	0,000	8,550	7,650	33,850
34	69	Höllner	Andreas	86	Österreich	AUT	7,500	5,250	4,200	7,800	3,300	5,550	33,600
35	30	Van Damme	Koen	86	Belgien	BEL	8,400	8,200	8,250	8,550	0,000	0,000	33,400
36	22	Almeida	Simao	86	Portugal	POR	8,100	0,000	0,000	8,450	8,200	7,950	32,700
37	77	Kinev	Sergey	86	Israel I	ISR	0,000	7,500	8,050	0,000	7,200	7,650	30,400
38	68	Sellathura	Prasharn	86	Australien	AUS	0,000	9,000	9,300	0,000	8,700	0,000	27,000
39	40	Rickli	Manuel	86	Schweiz	SUI	0,000	0,000	0,000	9,100	8,550	8,800	26,450
40	51	Gordon	Martin	86	Großbritannien	GBR	8,600	0,000	8,350	9,350	0,000	0,000	26,300
41	38	Mannhart	Dennis	86	Schweiz	SUI	8,700	8,700	8,300	0,000	0,000	0,000	25,700
42	53	Engler	Sedrik	86	NKL Liestal	SUI	0,000	8,650	0,000	7,900	0,000	7,750	24,300
43	7	Kharytonenka	Andrei	86	Weißrussland	BLR	8,750	0,000	6,750	8,350	0,000	0,000	23,850
44	36	Beránek	Martin	86	Tschechische Republik	CZE	7,800	0,000	0,000	8,000	0,000	7,150	22,950
45	18	Smith	Justin	86	Kanada	CAN	8,050	0,000	6,600	0,000	0,000	6,650	21,300
46	35	Korec	Jiri	86	Tschechische Republik	CZE	0,000	6,750	6,250	0,000	6,000	0,000	19,000
47	87	Liebrich	Helge	86	Deutschland II	GER	0,000	8,300	7,350	0,000	0,000	0,000	15,650
48	23	Nunes	Diogo	86	Portugal	POR	0,000	7,300	8,100	0,000	0,000	0,000	15,400

Berlin, 06. März 2004

Altersbereich / Age group**Ergebnisse / Results****Jahrgänge 88 / 89****Year of birth 88 / 89**

Platz	Start-Nr.	Name	Vorname	JG	Verein	Land							Gesamt all around
							<u>Boden</u> Floor	<u>Pferd</u> Pommel Horse	<u>Ringe</u> Still Rings	<u>Sprung</u> Vault	<u>Barren</u> Parallel Bars	<u>Reck</u> High Bars	
1	74	Kosmidis	Xenofon	88	Griechenland	GRE	8,750	9,500	8,450	8,300	8,850	8,450	52,300
2	24	Jesus	Carlos	88	Portugal	POR	8,800	7,500	8,100	8,500	8,550	7,900	49,350
3	25	Antoniotti	Kevin	88	Pôle Espoir Avignon	FRA	8,550	6,900	7,500	8,250	7,700	8,400	47,300
4	55	Grossklaus	Luca	88	NKL Liestal	SUI	8,200	6,800	8,250	7,400	7,850	8,200	46,700
5	81	Aaronowith	Feliks	88	Israel II	ISR	8,150	7,550	7,500	7,650	8,200	7,350	46,400
6	91	Stumpf	Michael	88	Deutschland III	GER	8,450	7,100	8,000	7,800	8,200	6,700	46,250
7	84	Derpa	Robin	88	Deutschland I	GER	8,500	6,000	6,650	8,200	8,350	7,900	45,600
8	59	Mathews	James	88	Capital Gymnastics NTC I	USA	7,750	5,850	7,050	7,700	7,250	7,250	42,850
9	15	Lech	Jakub	88	Kosice	SVK	8,000	6,500	7,250	7,550	6,650	6,300	42,250
10	65	Chien	Jonathan	88	Australien	AUS	8,700	7,850	8,400	8,350	0,000	7,400	40,700
11	14	Hilovsky	Ivan	88	Kosice	SVK	0,000	6,900	5,650	7,900	6,800	6,800	34,050
12	67	Pickette	Tom	88	Australien	AUS	8,600	0,000	0,000	8,350	8,000	8,450	33,400
13	31	Truyens	Donna	88	Belgien	BEL	8,850	7,500	0,000	0,000	8,300	7,350	32,000
14	32	Jansen	Tom	88	Belgien	BEL	0,000	0,000	7,700	7,800	8,350	7,850	31,700
15	70	Bauer	Thomas	88	Österreich	AUT	8,450	0,000	6,750	8,400	7,350	0,000	30,950
16	75	Doulkecidis	Michalis	88	Griechenland	GRE	8,950	0,000	0,000	8,900	0,000	8,500	26,350
17	26	Bernardi	Thomas	88	Pôle Espoir Avignon	FRA	8,600	0,000	0,000	8,100	0,000	7,100	23,800
	52	Smith	Luis	88	Großbritannien	GBR	0,000	8,250	0,000	0,000	7,750	7,800	23,800
19	72	Fedortchuk	Michael	88	Österreich	AUT	0,000	6,550	6,750	0,000	0,000	6,950	20,250
20	16	Vojtek	Vladimir	88	Kosice	SVK	7,400	0,000	0,000	0,000	0,000	0,000	7,400







Berlin, 06. März 2004

Ergebnisse / Results

Altersbereich / Age group

Jahrgänge 90 und jünger

Year of birth 90 and younger

Platz	Start-Nr.	Name	Vorname	JG	Verein	Land							Gesamt all around
							<u>Boden</u> Floor	<u>Pferd</u> Pommel Horse	<u>Ringe</u> Still Rings	<u>Sprung</u> Vault	<u>Barren</u> Parallel Bars	<u>Reck</u> High Bars	
1	46	Guscinas	Rokas	90	Kauno Centro Sporto	LTU	8,800	9,100	8,500	7,550	9,100	8,750	51,800
2	4	Prokoppa	Marvin	90	Berlin	GER	8,500	8,450	8,600	7,850	8,100	8,100	49,600
3	43	Kevin	Marvin	90	Berlin	GER	8,600	7,750	7,850	7,850	8,000	8,000	48,050
3	3	Lando	Paulo	90	Berlin	GER	8,350	7,850	8,000	8,200	7,700	7,950	48,050
5	42	Rittchik	Ivan	90	VILGYM	LTU	8,600	7,300	8,100	7,350	8,350	7,250	46,950
6	20	Hunt	Bryson	90	Kanada	CAN	8,500	7,700	7,100	8,000	8,150	7,150	46,600
7	11	Krasias	Dimitris	90	Amathus	CYP	8,250	6,500	7,800	8,200	7,800	8,000	46,550
8	82	Medwedev	André	90	Israel II	ISR	8,550	6,500	7,850	7,650	7,900	7,500	45,950
9	10	Parpas	Giannos	90	Amathus	CYP	7,500	4,450	7,800	7,450	6,400	6,800	40,400
10	71	Rossi	Gabriel	90	Österreich	AUT	8,300	6,750	0,000	8,050	7,350	8,000	38,450
11	76	Karadonas	Konstadinos	90	Griechenland	GRE	0,000	8,350	8,400	0,000	8,550	0,000	25,300
12	56	Griner	Mathias	90	NKL Liestal	SUI	8,400	0,000	7,950	0,000	8,250	0,000	24,600
13	47	Burinskas	Julius	90	Kauno Centro Sporto	LTU	0,000	0,000	8,400	0,000	7,750	7,600	23,750
14	48	Prusinskas	Patrikas	90	Kauno Centro Sporto	LTU	8,300	8,050	0,000	6,700	0,000	0,000	23,050
15	64	Gazawi	Ishmael	90	Capital Gymnastics NTC II	USA	0,000	0,000	7,900	7,750	0,000	7,200	22,850
16	63	Kohlhaas	Sam	90	Capital Gymnastics NTC II	USA	8,400	6,350	0,000	0,000	7,550	0,000	22,300
17	28	Diot	Alexandre	90	Pôle Espoir Avignon	FRA	0,000	6,700	8,150	0,000	7,400	0,000	22,250
18	19	Payne	Jackson	90	Kanada	CAN	0,000	6,250	0,000	7,500	8,100	0,000	21,850
19	58	Soderquist	Auston	90	Capital Gymnastics NTC I	USA	7,500	0,000	6,750	0,000	0,000	5,700	19,950
20	60	Cali	Eric	90	Capital Gymnastics NTC I	USA	0,000	4,700	0,000	7,700	5,300	0,000	17,700